



Informatica® Business Glossary
10.5.3

Desktop Guide

© Copyright Informatica LLC 2013, 2022

This software and documentation are provided only under a separate license agreement containing restrictions on use and disclosure. No part of this document may be reproduced or transmitted in any form, by any means (electronic, photocopying, recording or otherwise) without prior consent of Informatica LLC.

Informatica and the Informatica logo are trademarks or registered trademarks of Informatica LLC in the United States and many jurisdictions throughout the world. A current list of Informatica trademarks is available on the web at <https://www.informatica.com/trademarks.html>. Other company and product names may be trade names or trademarks of their respective owners.

Subject to your opt-out rights, the software will automatically transmit to Informatica in the USA information about the computing and network environment in which the Software is deployed and the data usage and system statistics of the deployment. This transmission is deemed part of the Services under the Informatica privacy policy and Informatica will use and otherwise process this information in accordance with the Informatica privacy policy available at <https://www.informatica.com/in/privacy-policy.html>. You may disable usage collection in Administrator tool.

Portions of this software and/or documentation are subject to copyright held by third parties, including without limitation: Copyright DataDirect Technologies. All rights reserved. Copyright © Sun Microsystems. All rights reserved. Copyright © RSA Security Inc. All Rights Reserved. Copyright © Ordinal Technology Corp. All rights reserved. Copyright © Aandacht c.v. All rights reserved. Copyright Genivia, Inc. All rights reserved. Copyright Isomorphic Software. All rights reserved. Copyright © Meta Integration Technology, Inc. All rights reserved. Copyright © Intalio. All rights reserved. Copyright © Oracle. All rights reserved. Copyright © Adobe Systems Incorporated. All rights reserved. Copyright © DataArt, Inc. All rights reserved. Copyright © ComponentSource. All rights reserved. Copyright © Microsoft Corporation. All rights reserved. Copyright © Rogue Wave Software, Inc. All rights reserved. Copyright © Teradata Corporation. All rights reserved. Copyright © Yahoo! Inc. All rights reserved. Copyright © Glyph & Cog, LLC. All rights reserved. Copyright © Thinkmap, Inc. All rights reserved. Copyright © Clearpace Software Limited. All rights reserved. Copyright © Information Builders, Inc. All rights reserved. Copyright © OSS Nokalva, Inc. All rights reserved. Copyright Edifecs, Inc. All rights reserved. Copyright Cleo Communications, Inc. All rights reserved. Copyright © International Organization for Standardization 1986. All rights reserved. Copyright © ej-technologies GmbH. All rights reserved. Copyright © Jaspersoft Corporation. All rights reserved. Copyright © International Business Machines Corporation. All rights reserved. Copyright © yWorks GmbH. All rights reserved. Copyright © Lucent Technologies. All rights reserved. Copyright © University of Toronto. All rights reserved. Copyright © Daniel Veillard. All rights reserved. Copyright © Unicode, Inc. Copyright IBM Corp. All rights reserved. Copyright © MicroQuill Software Publishing, Inc. All rights reserved. Copyright © PassMark Software Pty Ltd. All rights reserved. Copyright © LogiXML, Inc. All rights reserved. Copyright © 2003-2010 Lorenzi Davide, All rights reserved. Copyright © Red Hat, Inc. All rights reserved. Copyright © The Board of Trustees of the Leland Stanford Junior University. All rights reserved. Copyright © EMC Corporation. All rights reserved. Copyright © Flexera Software. All rights reserved. Copyright © Jinfonet Software. All rights reserved. Copyright © Apple Inc. All rights reserved. Copyright © Telerik Inc. All rights reserved. Copyright © BEA Systems. All rights reserved. Copyright © PDFlib GmbH. All rights reserved. Copyright © Orientation in Objects GmbH. All rights reserved. Copyright © Tanuki Software, Ltd. All rights reserved. Copyright © Ricebridge. All rights reserved. Copyright © Sencha, Inc. All rights reserved. Copyright © Scalable Systems, Inc. All rights reserved. Copyright © jQWidgets. All rights reserved. Copyright © Tableau Software, Inc. All rights reserved. Copyright © MaxMind, Inc. All Rights Reserved. Copyright © TMate Software s.r.o. All rights reserved. Copyright © MapR Technologies Inc. All rights reserved. Copyright © Amazon Corporate LLC. All rights reserved. Copyright © Highsoft. All rights reserved. Copyright © Python Software Foundation. All rights reserved. Copyright © BeOpen.com. All rights reserved. Copyright © CNRI. All rights reserved.

This product includes software developed by the Apache Software Foundation (<http://www.apache.org/>), and/or other software which is licensed under various versions of the Apache License (the "License"). You may obtain a copy of these Licenses at <http://www.apache.org/licenses/>. Unless required by applicable law or agreed to in writing, software distributed under these Licenses is distributed on an "AS IS" BASIS, WITHOUT WARRANTIES OR CONDITIONS OF ANY KIND, either express or implied. See the Licenses for the specific language governing permissions and limitations under the Licenses.

This product includes software which was developed by Mozilla (<http://www.mozilla.org/>), software copyright The JBoss Group, LLC, all rights reserved; software copyright © 1999-2006 by Bruno Lowagie and Paulo Soares and other software which is licensed under various versions of the GNU Lesser General Public License Agreement, which may be found at <http://www.gnu.org/licenses/lgpl.html>. The materials are provided free of charge by Informatica, "as-is", without warranty of any kind, either express or implied, including but not limited to the implied warranties of merchantability and fitness for a particular purpose.

The product includes ACE(TM) and TAO(TM) software copyrighted by Douglas C. Schmidt and his research group at Washington University, University of California, Irvine, and Vanderbilt University, Copyright (©) 1993-2006, all rights reserved.

This product includes software developed by the OpenSSL Project for use in the OpenSSL Toolkit (copyright The OpenSSL Project. All Rights Reserved) and redistribution of this software is subject to terms available at <http://www.openssl.org> and <http://www.openssl.org/source/license.html>.

This product includes Curl software which is Copyright 1996-2013, Daniel Stenberg, <daniel@haxx.se>. All Rights Reserved. Permissions and limitations regarding this software are subject to terms available at <http://curl.haxx.se/docs/copyright.html>. Permission to use, copy, modify, and distribute this software for any purpose with or without fee is hereby granted, provided that the above copyright notice and this permission notice appear in all copies.

The product includes software copyright 2001-2005 (©) MetaStuff, Ltd. All Rights Reserved. Permissions and limitations regarding this software are subject to terms available at <http://www.dom4j.org/license.html>.

The product includes software copyright © 2004-2007, The Dojo Foundation. All Rights Reserved. Permissions and limitations regarding this software are subject to terms available at <http://dojotoolkit.org/license>.

This product includes ICU software which is copyright International Business Machines Corporation and others. All rights reserved. Permissions and limitations regarding this software are subject to terms available at <http://source.icu-project.org/repos/icu/icu/trunk/license.html>.

This product includes software copyright © 1996-2006 Per Bothner. All rights reserved. Your right to use such materials is set forth in the license which may be found at <http://www.gnu.org/software/kawa/Software-License.html>.

This product includes OSSP UUID software which is Copyright © 2002 Ralf S. Engelschall, Copyright © 2002 The OSSP Project Copyright © 2002 Cable & Wireless Deutschland. Permissions and limitations regarding this software are subject to terms available at <http://www.opensource.org/licenses/mit-license.php>.

This product includes software developed by Boost (<http://www.boost.org/>) or under the Boost software license. Permissions and limitations regarding this software are subject to terms available at http://www.boost.org/LICENSE_1_0.txt.

This product includes software copyright © 1997-2007 University of Cambridge. Permissions and limitations regarding this software are subject to terms available at <http://www.pcre.org/license.txt>.

This product includes software copyright © 2007 The Eclipse Foundation. All Rights Reserved. Permissions and limitations regarding this software are subject to terms available at <http://www.eclipse.org/org/documents/epl-v10.php> and at <http://www.eclipse.org/org/documents/edl-v10.php>.

This product includes software licensed under the terms at <http://www.tcl.tk/software/tcltk/license.html>, <http://www.bosrup.com/web/overlib/?License>, <http://www.stlport.org/doc/license.html>, <http://asm.ow2.org/license.html>, <http://www.cryptix.org/LICENSE.TXT>, <http://hsqldb.org/web/hsqldbLicense.html>, <http://httpunit.sourceforge.net/doc/license.html>, <http://jung.sourceforge.net/license.txt>, http://www.gzip.org/zlib/zlib_license.html, <http://www.openldap.org/software/release/license.html>, <http://www.libssh2.org>, <http://slf4j.org/license.html>, <http://www.sente.ch/software/OpenSourceLicense.html>, <http://fusesource.com/downloads/license-agreements/fuse-message-broker-v-5-3-license-agreement>, <http://antlr.org/license.html>, <http://aopalliance.sourceforge.net/>, <http://www.bouncycastle.org/licence.html>, <http://www.jgraph.com/jgraphdownload.html>, <http://www.jcraft.com/jsch/LICENSE.txt>, http://jotm.objectweb.org/bsd_license.html, <http://www.w3.org/>

Consortium/Legal/2002/copyright-software-20021231; <http://www.slf4j.org/license.html>; <http://nanoxml.sourceforge.net/orig/copyright.html>; <http://www.json.org/license.html>; <http://forge.ow2.org/projects/javaservice/>; <http://www.postgresql.org/about/licence.html>; <http://www.sqlite.org/copyright.html>; <http://www.tcl.tk/software/tcltk/license.html>; <http://www.jaxen.org/faq.html>; <http://www.jdom.org/docs/faq.html>; <http://www.slf4j.org/license.html>; <http://www.iodbc.org/dataspace/iodbc/wiki/IODBC/License>; <http://www.keplerproject.org/md5/license.html>; <http://www.toedter.com/en/jcalendar/license.html>; <http://www.edankert.com/bounce/index.html>; <http://www.net-snmp.org/about/license.html>; <http://www.openmdx.org/#FAQ>; http://www.php.net/license/3_01.txt; <http://srp.stanford.edu/license.txt>; <http://www.schneier.com/blowfish.html>; <http://www.jmock.org/license.html>; <http://xsom.java.net>; <http://benalman.com/about/license/>; <https://github.com/CreateJS/EaselJS/blob/master/src/easeljs/display/Bitmap.js>; <http://www.h2database.com/html/license.html#summary>; <http://jsoncpp.sourceforge.net/LICENSE>; <http://jdbc.postgresql.org/license.html>; <http://protobuf.googlecode.com/svn/trunk/src/google/protobuf/descriptor.proto>; <https://github.com/rantav/hector/blob/master/LICENSE>; <http://web.mit.edu/Kerberos/krb5-current/doc/mitK5license.html>; <http://jibx.sourceforge.net/jibx-license.html>; <https://github.com/lyokato/libgeohash/blob/master/LICENSE>; <https://github.com/hjiang/jsonxx/blob/master/LICENSE>; <https://code.google.com/p/lz4/>; <https://github.com/jedisct1/libsodium/blob/master/LICENSE>; <http://one-jar.sourceforge.net/index.php?page=documents&file=license>; <https://github.com/EsotericSoftware/kryo/blob/master/license.txt>; <http://www.scala-lang.org/license.html>; <https://github.com/tinkerpop/blueprints/blob/master/LICENSE.txt>; <http://gee.cs.oswego.edu/dl/classes/EDU/oswego/cs/dl/util/concurrent/intro.html>; <https://aws.amazon.com/asl/>; <https://github.com/twbs/bootstrap/blob/master/LICENSE>; <https://sourceforge.net/p/xmlunit/code/HEAD/tree/trunk/LICENSE.txt>; <https://github.com/documentcloud/underscore-contrib/blob/master/LICENSE>, and <https://github.com/apache/hbase/blob/master/LICENSE.txt>.

This product includes software licensed under the Academic Free License (<http://www.opensource.org/licenses/afl-3.0.php>), the Common Development and Distribution License (<http://www.opensource.org/licenses/cddl1.php>), the Common Public License (<http://www.opensource.org/licenses/cpl1.0.php>), the Sun Binary Code License Agreement Supplemental License Terms, the BSD License (<http://www.opensource.org/licenses/bsd-license.php>), the new BSD License (<http://opensource.org/licenses/BSD-3-Clause>), the MIT License (<http://www.opensource.org/licenses/mit-license.php>), the Artistic License (<http://www.opensource.org/licenses/artistic-license-1.0>) and the Initial Developer's Public License Version 1.0 (<http://www.firebirdsql.org/en/initial-developer-s-public-license-version-1-0/>).

This product includes software copyright © 2003-2006 Joe Walnes, 2006-2007 XStream Committers. All rights reserved. Permissions and limitations regarding this software are subject to terms available at <http://xstream.codehaus.org/license.html>. This product includes software developed by the Indiana University Extreme! Lab. For further information please visit <http://www.extreme.indiana.edu/>.

This product includes software Copyright (c) 2013 Frank Balluffi and Markus Moeller. All rights reserved. Permissions and limitations regarding this software are subject to terms of the MIT license.

See patents at <https://www.informatica.com/legal/patents.html>.

DISCLAIMER: Informatica LLC provides this documentation "as is" without warranty of any kind, either express or implied, including, but not limited to, the implied warranties of noninfringement, merchantability, or use for a particular purpose. Informatica LLC does not warrant that this software or documentation is error free. The information provided in this software or documentation may include technical inaccuracies or typographical errors. The information in this software and documentation is subject to change at any time without notice.

NOTICES

This Informatica product (the "Software") includes certain drivers (the "DataDirect Drivers") from DataDirect Technologies, an operating company of Progress Software Corporation ("DataDirect") which are subject to the following terms and conditions:

1. THE DATADIRECT DRIVERS ARE PROVIDED "AS IS" WITHOUT WARRANTY OF ANY KIND, EITHER EXPRESSED OR IMPLIED, INCLUDING BUT NOT LIMITED TO, THE IMPLIED WARRANTIES OF MERCHANTABILITY, FITNESS FOR A PARTICULAR PURPOSE AND NON-INFRINGEMENT.
2. IN NO EVENT WILL DATADIRECT OR ITS THIRD PARTY SUPPLIERS BE LIABLE TO THE END-USER CUSTOMER FOR ANY DIRECT, INDIRECT, INCIDENTAL, SPECIAL, CONSEQUENTIAL OR OTHER DAMAGES ARISING OUT OF THE USE OF THE ODBC DRIVERS, WHETHER OR NOT INFORMED OF THE POSSIBILITIES OF DAMAGES IN ADVANCE. THESE LIMITATIONS APPLY TO ALL CAUSES OF ACTION, INCLUDING, WITHOUT LIMITATION, BREACH OF CONTRACT, BREACH OF WARRANTY, NEGLIGENCE, STRICT LIABILITY, MISREPRESENTATION AND OTHER TORTS.

The information in this documentation is subject to change without notice. If you find any problems in this documentation, report them to us at infa_documentation@informatica.com.

Informatica products are warranted according to the terms and conditions of the agreements under which they are provided. INFORMATICA PROVIDES THE INFORMATION IN THIS DOCUMENT "AS IS" WITHOUT WARRANTY OF ANY KIND, EXPRESS OR IMPLIED, INCLUDING WITHOUT ANY WARRANTIES OF MERCHANTABILITY, FITNESS FOR A PARTICULAR PURPOSE AND ANY WARRANTY OR CONDITION OF NON-INFRINGEMENT.

Publication Date: 2022-11-08

Table of Contents

Preface	5
Informatica Resources.	5
Informatica Network.	5
Informatica Knowledge Base.	5
Informatica Documentation.	5
Informatica Product Availability Matrices.	6
Informatica Velocity.	6
Informatica Marketplace.	6
Informatica Global Customer Support.	6
Chapter 1: Introduction to the Business Glossary Desktop	7
Business Glossary Desktop Overview.	8
Starting the Business Glossary Desktop on Windows.	10
Starting the Business Glossary Desktop on Mac.	10
Using the Business Glossary Desktop.	10
Example on Windows.	10
Example on Mac.	12
Chapter 2: Business Glossary Desktop Configuration	15
Business Glossary Desktop Configuration Overview.	15
Server Settings Configuration.	15
Configuring Server Settings on Windows.	16
Configuring Server Settings on Mac.	17
Configuring Preferences on Windows.	18
Configuring Preferences on Mac.	19
Configuring a Keyboard Shortcut on Windows.	20
Configuring a Keyboard Shortcut on Mac.	21
Index	22

Preface

Use the *Informatica® Business Glossary Desktop Guide* to look up business terms in a business glossary using the Business Glossary Desktop. The guide includes information about configuring server settings, preferences, and keyboard shortcuts.

Important: Informatica recommends that you use Axon Data Governance instead of Business Glossary for enhanced functionality.

Informatica Resources

Informatica provides you with a range of product resources through the Informatica Network and other online portals. Use the resources to get the most from your Informatica products and solutions and to learn from other Informatica users and subject matter experts.

Informatica Network

The Informatica Network is the gateway to many resources, including the Informatica Knowledge Base and Informatica Global Customer Support. To enter the Informatica Network, visit <https://network.informatica.com>.

As an Informatica Network member, you have the following options:

- Search the Knowledge Base for product resources.
- View product availability information.
- Create and review your support cases.
- Find your local Informatica User Group Network and collaborate with your peers.

Informatica Knowledge Base

Use the Informatica Knowledge Base to find product resources such as how-to articles, best practices, video tutorials, and answers to frequently asked questions.

To search the Knowledge Base, visit <https://search.informatica.com>. If you have questions, comments, or ideas about the Knowledge Base, contact the Informatica Knowledge Base team at KB_Feedback@informatica.com.

Informatica Documentation

Use the Informatica Documentation Portal to explore an extensive library of documentation for current and recent product releases. To explore the Documentation Portal, visit <https://docs.informatica.com>.

If you have questions, comments, or ideas about the product documentation, contact the Informatica Documentation team at infa_documentation@informatica.com.

Informatica Product Availability Matrices

Product Availability Matrices (PAMs) indicate the versions of the operating systems, databases, and types of data sources and targets that a product release supports. You can browse the Informatica PAMs at <https://network.informatica.com/community/informatica-network/product-availability-matrices>.

Informatica Velocity

Informatica Velocity is a collection of tips and best practices developed by Informatica Professional Services and based on real-world experiences from hundreds of data management projects. Informatica Velocity represents the collective knowledge of Informatica consultants who work with organizations around the world to plan, develop, deploy, and maintain successful data management solutions.

You can find Informatica Velocity resources at <http://velocity.informatica.com>. If you have questions, comments, or ideas about Informatica Velocity, contact Informatica Professional Services at ips@informatica.com.

Informatica Marketplace

The Informatica Marketplace is a forum where you can find solutions that extend and enhance your Informatica implementations. Leverage any of the hundreds of solutions from Informatica developers and partners on the Marketplace to improve your productivity and speed up time to implementation on your projects. You can find the Informatica Marketplace at <https://marketplace.informatica.com>.

Informatica Global Customer Support

You can contact a Global Support Center by telephone or through the Informatica Network.

To find your local Informatica Global Customer Support telephone number, visit the Informatica website at the following link:

<https://www.informatica.com/services-and-training/customer-success-services/contact-us.html>.

To find online support resources on the Informatica Network, visit <https://network.informatica.com> and select the eSupport option.

CHAPTER 1

Introduction to the Business Glossary Desktop

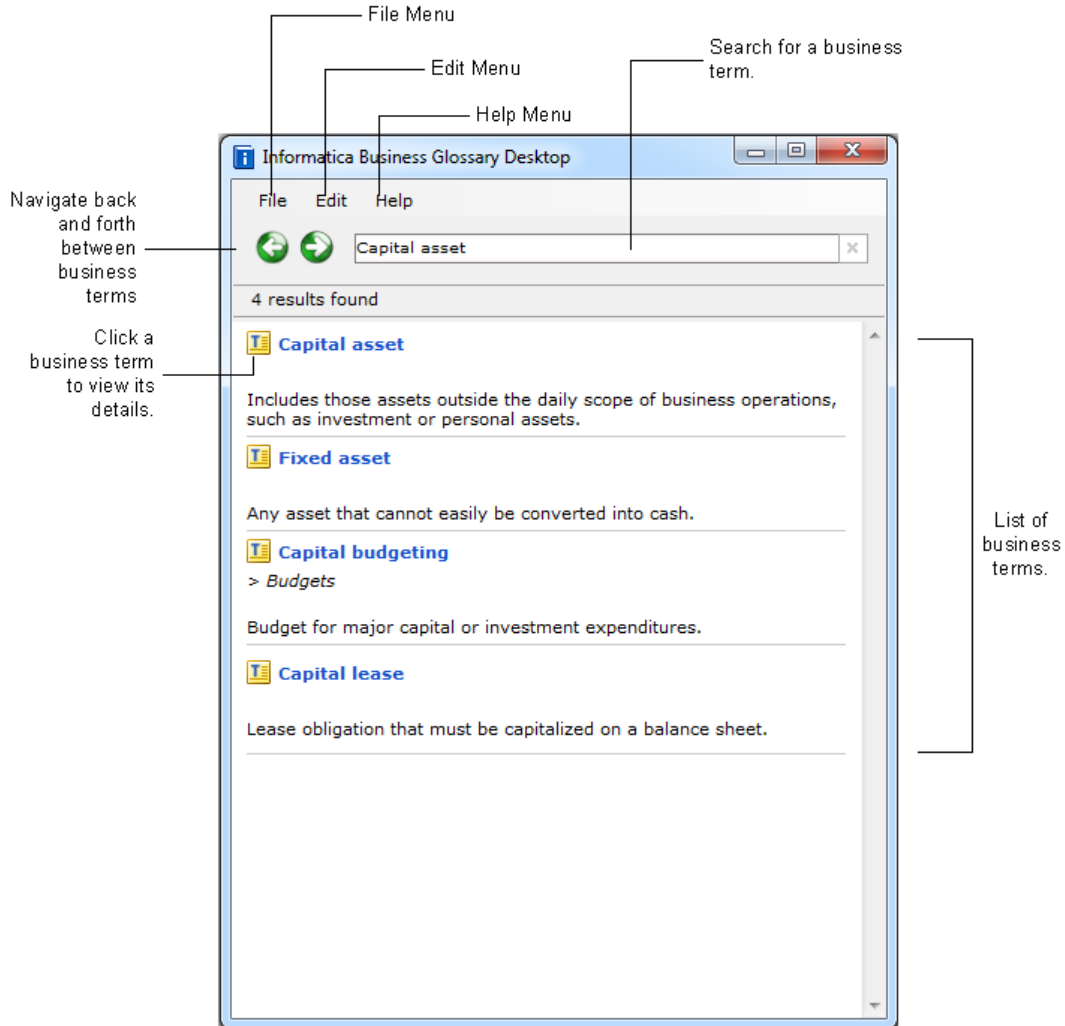
This chapter includes the following topics:

- [Business Glossary Desktop Overview, 8](#)
- [Starting the Business Glossary Desktop on Windows, 10](#)
- [Starting the Business Glossary Desktop on Mac, 10](#)
- [Using the Business Glossary Desktop, 10](#)

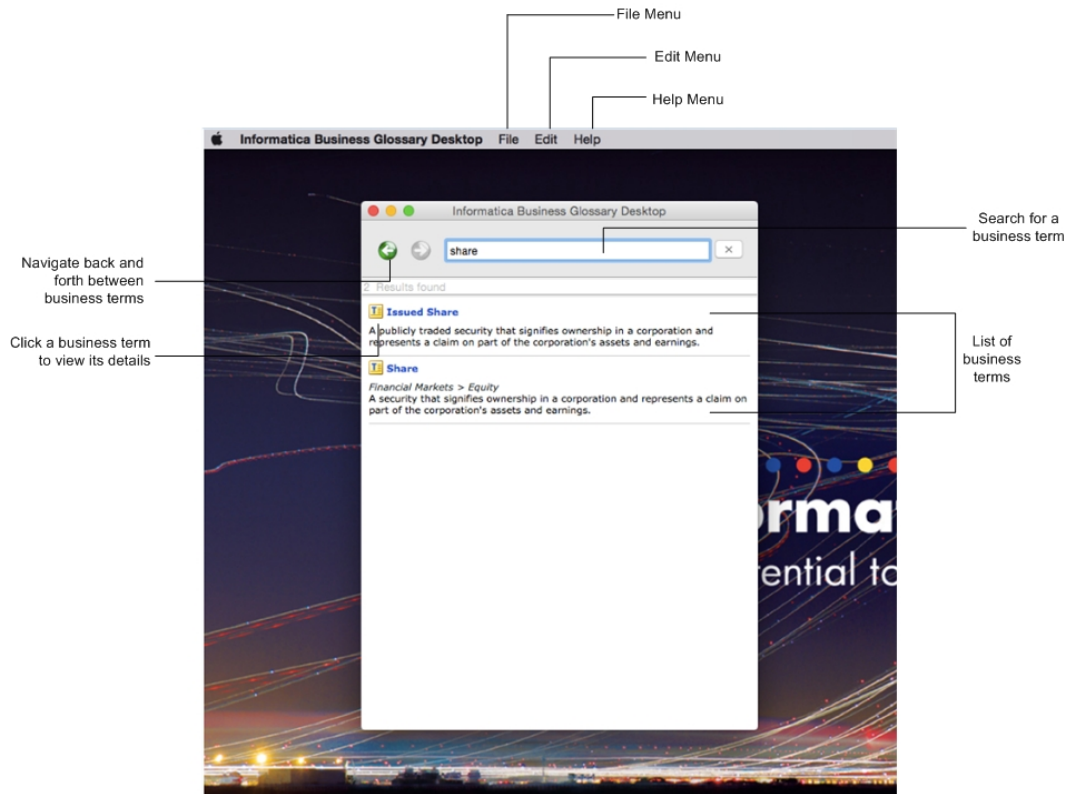
Business Glossary Desktop Overview

Use the Business Glossary Desktop to look up business terms in a business glossary. A business glossary is a set of terms that uses business language to define concepts for business users. A business term provides the business definition and usage of a concept.

The following image shows the Informatica Business Glossary Desktop interface on Windows:



The following image shows the Informatica Business Glossary Desktop interface on Mac OS X :



The following table describes the actions you can perform in Business Glossary Desktop on Windows and Mac:

To	Do this
To print or preview business term details and exit the Business Glossary Desktop.	Click File .
To copy, select, or find text and change settings, such as keyboard shortcuts and preferences.	Click Edit .
To view online help for the Business Glossary Desktop.	Click Help .
To look up a business term.	Enter a word or text in the search box.
To view business term details such as business term properties and related terms.	Click a business term from the search results.
To navigate back and forth between business terms.	Click the front and back arrow icons to the left of the search box.

Starting the Business Glossary Desktop on Windows

You can start the Business Glossary Desktop from your Windows Start menu or from the Business Glossary Desktop icon on the desktop menu.

You can start Business Glossary Desktop in one of the following ways:

- To start Business Glossary Desktop from your Windows system menu, click **Start > All Programs > Informatica Business Glossary Desktop > Informatica Business Glossary Desktop**
- To start Business Glossary Desktop from the desktop icon, click the Business Glossary Desktop icon in the Windows desktop menu bar.

Starting the Business Glossary Desktop on Mac

On Mac, run `InformaticaBusinessGlossaryDesktop.sh` in the Terminal to start the Business Glossary Desktop.

1. Open the Terminal as a business user with all the required permissions. Run the following command to start the Business Glossary Desktop on Mac:
`./InformaticaBusinessGlossaryDesktop.sh`
2. Go to the directory where `InformaticaBusinessGlossaryDesktop.sh` is located on your Mac system.

Using the Business Glossary Desktop

Look up a business term in the business glossary to get context and meaning for the business term. Select a term to view its details.

1. Enter a business term name or description in the search box.
The Business Glossary Desktop Client returns a list of business terms with names or description that matches the search text.
2. Optionally, highlight the term in another application and use a keyboard shortcut to launch the Business Glossary Desktop client.
The Business Glossary Desktop displays a list of business terms that match the term.
3. Select a business term from the results to view the term details.

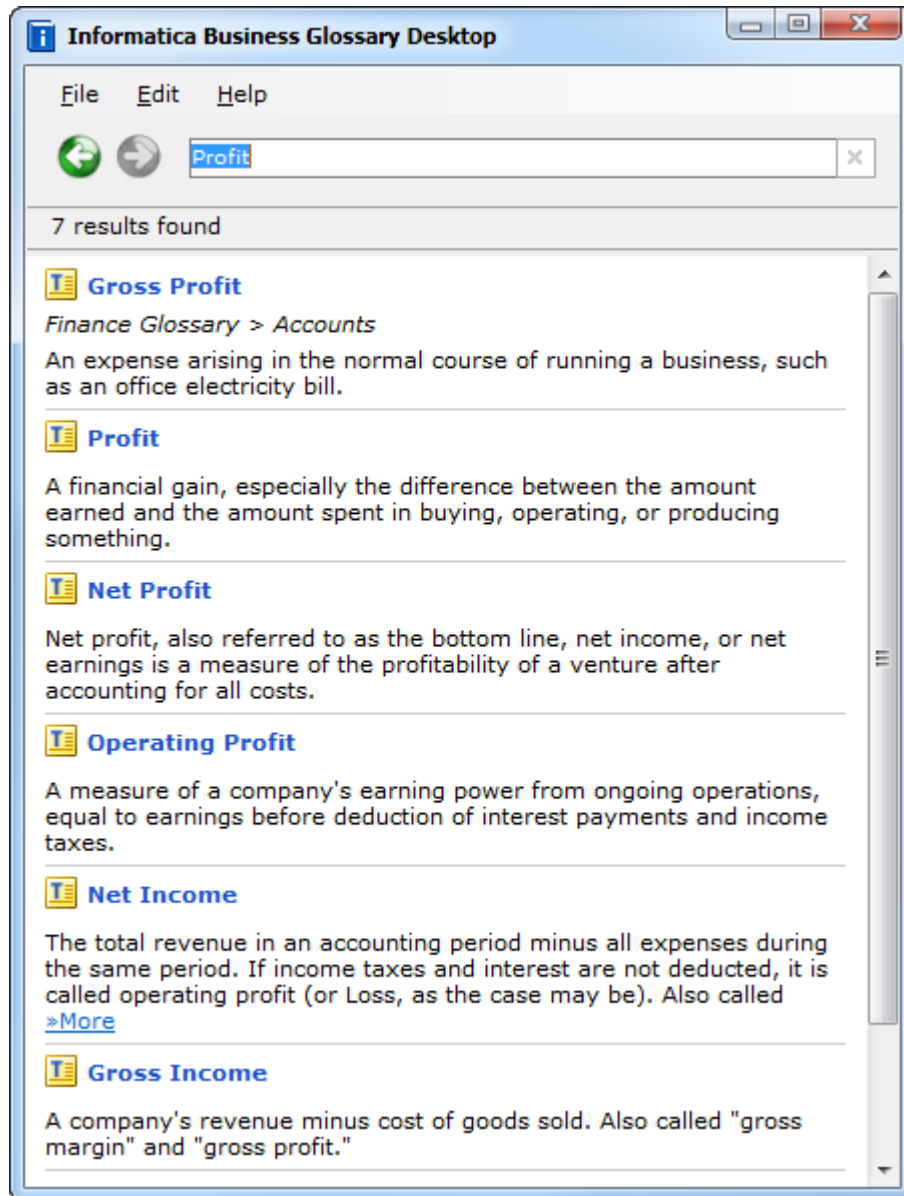
Example on Windows

For example, you see the term Profit in a spreadsheet or web page but you do not know what it means.

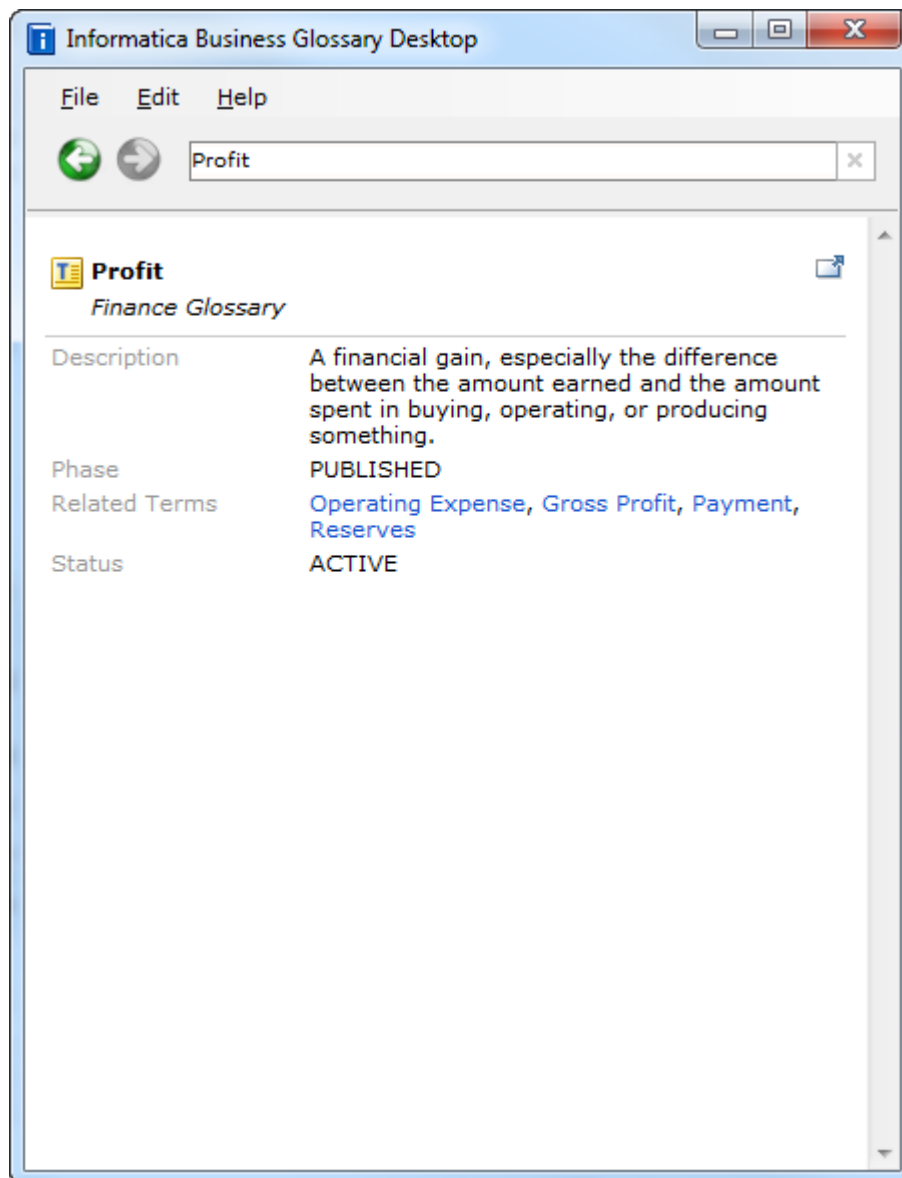
Complete the following steps to look up the meaning of Profit:

1. Highlight **Profit** in the spreadsheet.
2. Use a keyboard shortcut, such as `Ctrl+Shift+Q`, to start the Business Glossary Desktop and look up Profit.
3. The Business Glossary Desktop displays a list of business terms that match Profit.

The following image shows the Business Glossary Desktop with the search results on Windows:



4. On the search results page, click **Profit** to view the details.
The following image shows the business term details:



Example on Mac

For example, you see the term Issued Share in a spreadsheet or web page and you do not know what it means.

Complete the following steps to look up the meaning of Issued Share:

1. Highlight the **Issued Share** in the spreadsheet.
2. Use a keyboard shortcut, such as `Ctrl+Shift+Q`, to start the Business Glossary Desktop and look up Issued Share.
3. The Business Glossary Desktop displays a list of business terms that match Issued Share.
The following image shows the Business Glossary Desktop with the search results on Mac:

Informatica Business Glossary Desktop

Issued Share

23 Results found

Issued Share
Financial Markets > Equity
A publicly traded security that signifies ownership in a corporation and represents a claim on part of the corporation's assets and earnings.

Convertible Preference Share
Infa_Demo_Glossary > Equity
A Preferred Share which is convertible into another security.

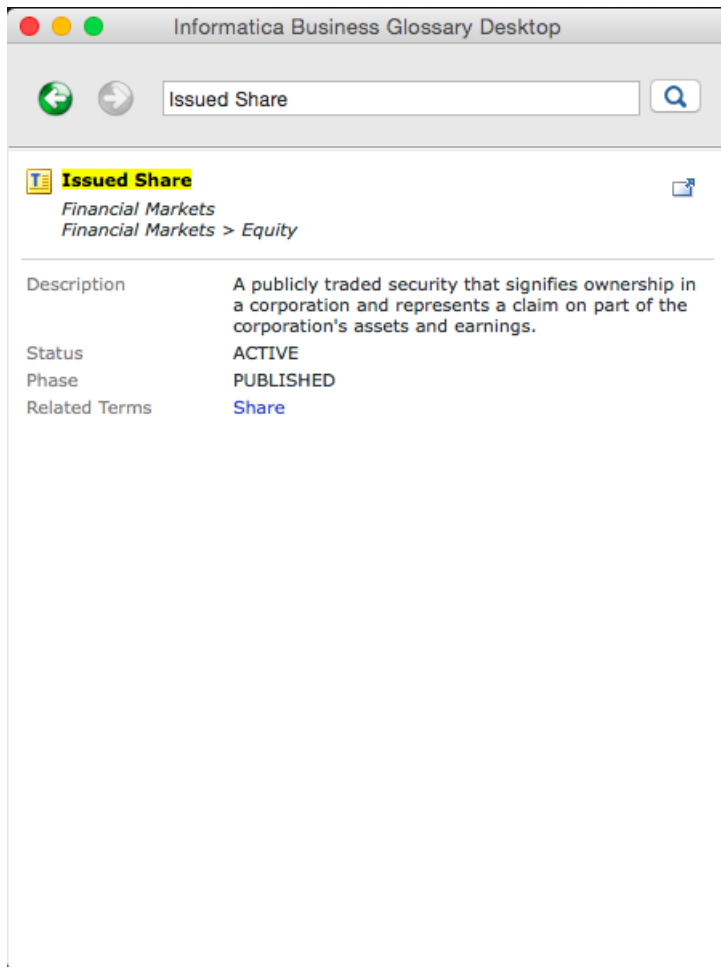
Share
Financial Markets > Equity
A security that signifies ownership in a corporation and represents a claim on part of the corporation's assets and earnings.

Issued Share
Infa_Demo_Glossary > Equity
A publicly traded security that signifies ownership in a corporation and represents a claim on part of the corporation's assets and earnings.

Preference Share
Infa_Demo_Glossary > Equity
A class of ownership in a corporation that has a higher claim on the assets and earnings than common stock. Preferred stock generally has a dividend that must be paid out before dividends to common stockholders and the [More>>](#)

Non Cumulative Preference Share
Infa_Demo_Glossary > Equity
Non Cumulative Preference Shares are preference shares where the payment of the fixed dividend, if not made in a given trading year, is not carried forward to the next trading year.

4. On the search results page, click **Issued Share** to view the details. The following image shows the business term details:



CHAPTER 2

Business Glossary Desktop Configuration

This chapter includes the following topics:

- [Business Glossary Desktop Configuration Overview, 15](#)
- [Server Settings Configuration, 15](#)
- [Configuring Preferences on Windows, 18](#)
- [Configuring Preferences on Mac, 19](#)
- [Configuring a Keyboard Shortcut on Windows, 20](#)
- [Configuring a Keyboard Shortcut on Mac, 21](#)

Business Glossary Desktop Configuration Overview

The Business Glossary Desktop appears as a client on the Windows system menu. The Business Glossary Desktop appears as a client on Mac when you run `InformaticaBusinessGlossaryDesktop.sh` in the Terminal.

After you start the Business Glossary Desktop client, you can modify the server settings, preferences and set up keyboard shortcuts to configure Business Glossary Desktop.

Server Settings Configuration

Configure server settings to enable the Business Glossary Desktop Client to reference the business glossary on a machine that hosts the Analyst Service. The administrator provides you with the values you must enter in the server settings.

You can enter the following server settings:

Protocol

HTTP or HTTPS protocol.

Host

Host name of the machine on which the Analyst Service runs.

Port

Port number of the machine on which the Analyst Service runs.

Kerberos Domain

Enable this option to connect to the Kerberos domain.

Domain

LDAP or Native security domain of the user.

Username

User name of the Analyst tool user.

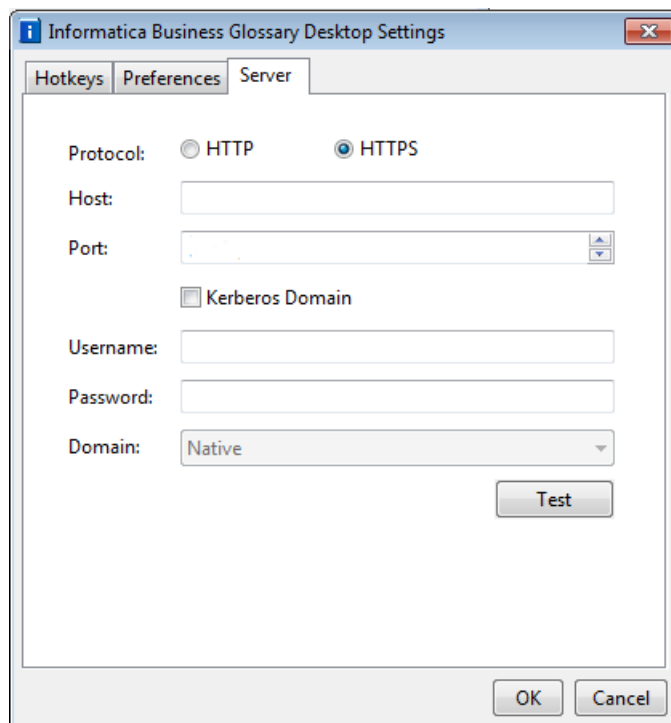
Password

Password of the Analyst tool user.

Configuring Server Settings on Windows

Configure server settings to establish a connection to the business glossary on the machine on which the Analyst Service runs.

1. In the Business Glossary Desktop application, click **Edit > Settings**.
The **Informatica Business Glossary Desktop Settings** window appears.



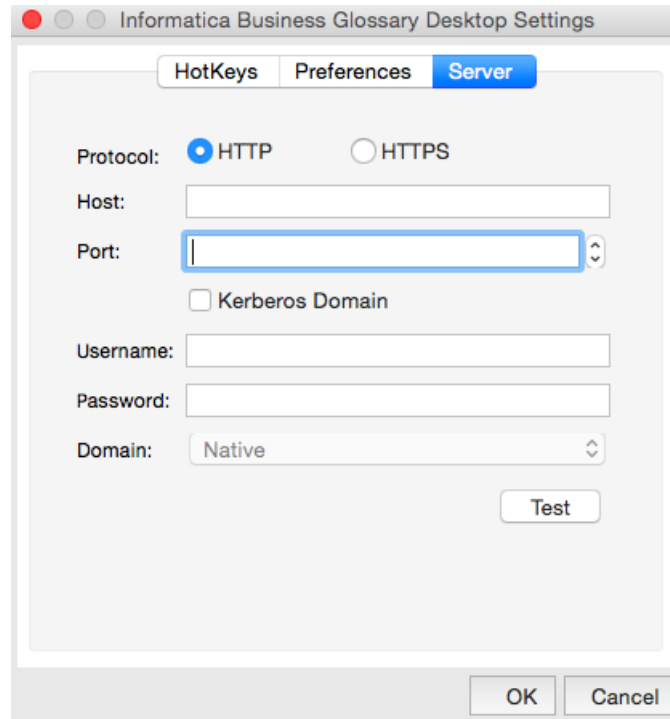
2. Click the **Server** tab.
3. Enter the server settings.
4. Click **Test** to test the connection to the Analyst tool.
5. Click **OK**.

Configuring Server Settings on Mac

Configure the server settings to establish a connection to the business glossary on the machine on which the Analyst Service runs.

1. On the menu bar, click **Edit > Settings**.

The **Informatica Business Glossary Desktop Settings** window appears.



The screenshot shows the 'Informatica Business Glossary Desktop Settings' window with the 'Server' tab selected. The window contains the following fields and controls:

- Protocol:** Radio buttons for **HTTP** (selected) and **HTTPS**.
- Host:** A text input field.
- Port:** A spin box with a blue border.
- Kerberos Domain:** A checkbox that is currently unchecked.
- Username:** A text input field.
- Password:** A text input field.
- Domain:** A dropdown menu currently showing 'Native'.
- Test:** A button to test the connection.
- OK** and **Cancel:** Buttons at the bottom of the window.

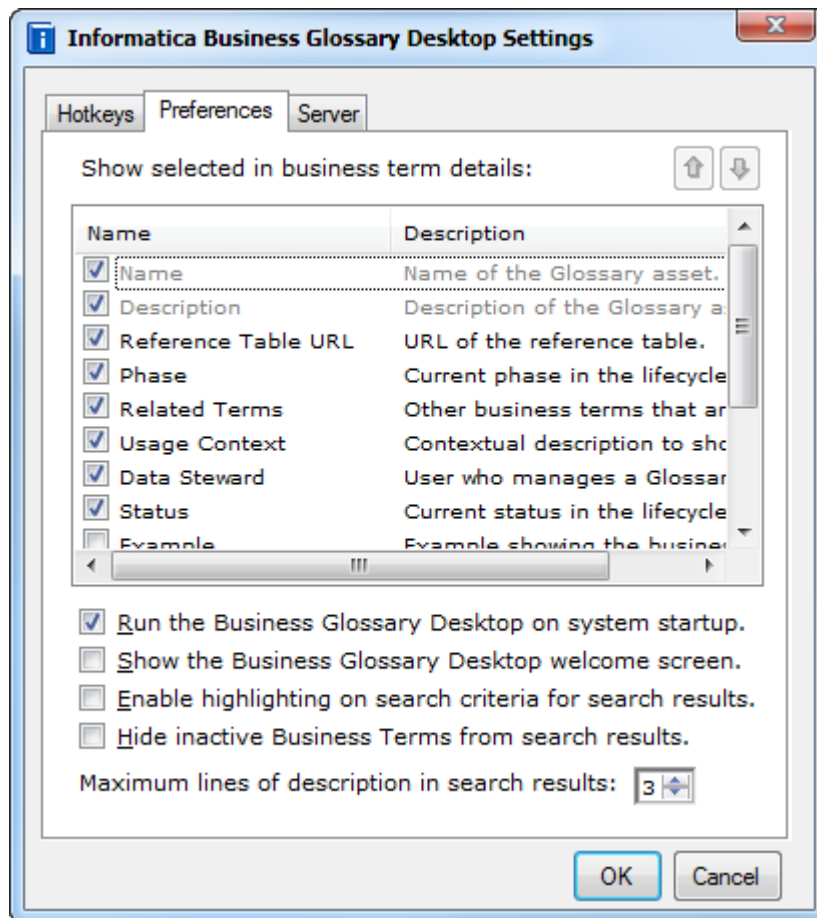
2. Click the **Server** tab.
3. Enter the server settings.
4. Click **Test** to test the connection to the Analyst tool.
5. Click **OK**.

Configuring Preferences on Windows

You can configure preferences to select business term properties and client display settings.

1. Click **Edit > Settings**.

The **Informatica Business Glossary Desktop Settings** window appears.



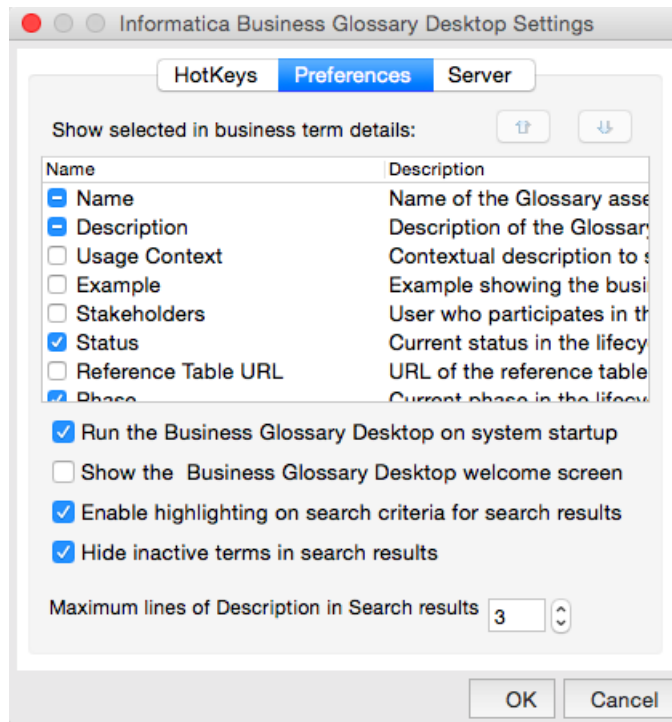
2. Click the **Preferences** tab.
3. Select the required preferences for the client, and click **OK**.

Configuring Preferences on Mac

You can configure preferences to select business term properties and client display settings.

1. Click **Edit > Settings**.

The **Informatica Business Glossary Desktop Settings** window appears.



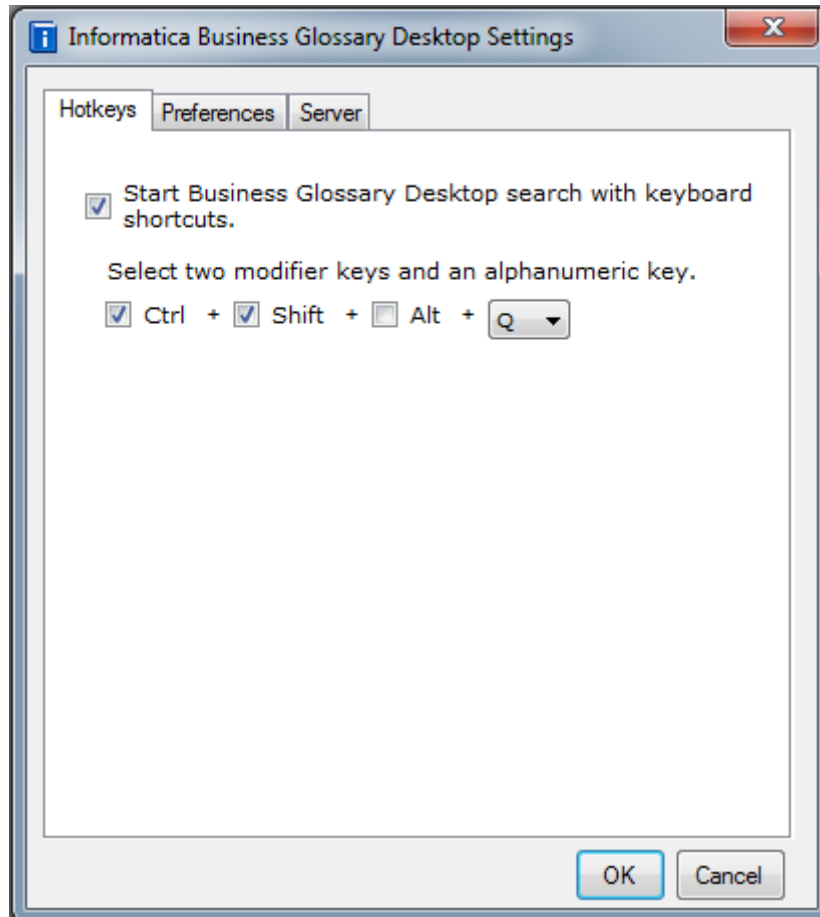
2. Click the **Preferences** tab.
3. Select the required preferences for the client, and click **OK**.

Configuring a Keyboard Shortcut on Windows

You can set up a keyboard shortcut to launch the Business Glossary Desktop client from any application. The keyboard shortcut key combination must be unique.

1. Click **Edit > Settings**.

The **Informatica Business Glossary Desktop Settings** window appears.



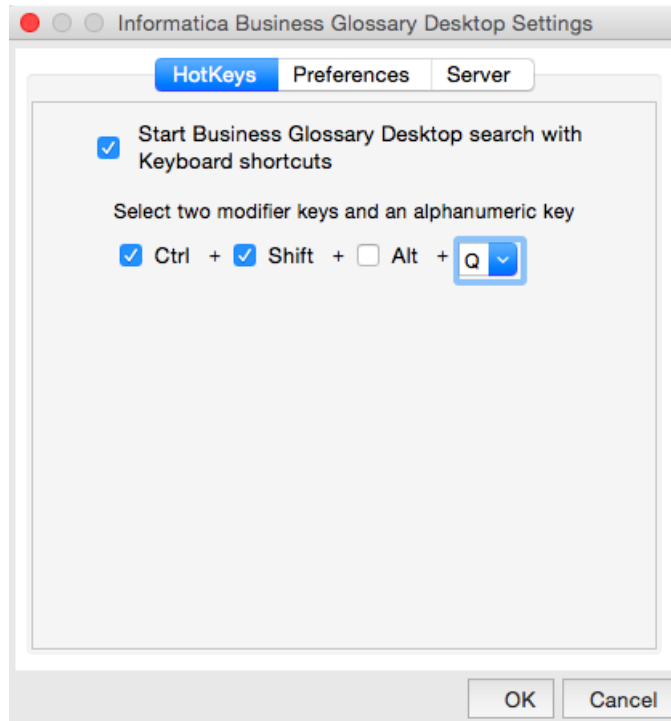
2. Click the **Hotkeys** tab.
3. Keep the default option to start the business glossary search with keyboard keys.
4. Select two modifier keys and an alphanumeric key.
5. Click **OK**.

Configuring a Keyboard Shortcut on Mac

You can set up a keyboard shortcut to launch the Business Glossary Desktop client from any application. The keyboard shortcut key combination must be unique.

1. Click **Edit > Settings**.

The **Informatica Business Glossary Desktop Settings** window appears.



2. Click the **Hotkeys** tab.
3. Keep the default option to start the business glossary search with keyboard keys.
4. Select two modifier keys and an alphanumeric key.
5. Click **OK**.

INDEX

C

configuration
server settings [16](#)

S

server settings
configuration [16](#)

settings
server settings [16](#)